

# PRIME™ 20LV

## Epoxy Infusion System

- **Very low viscosity**
- **Variable infusion times**
- **Very low exotherm even in thick sections**
- **Suitable for infusing very large structures**
- **Lloyds and Germanischer Lloyds approved**

### Introduction

PRIME™ 20LV is the next generation of PRIME™ 20 epoxy infusion system, which is specifically designed for use in a variety of resin infusion processes including RTM (resin transfer moulding), SCRIMP™ and RIFT (resin infusion under flexible tooling).

PRIME™ 20LV has a much reduced viscosity resin and longer working time, which makes it ideal for infusing very large parts with complex reinforcements in one operation. It maintains the exceptionally low exotherm characteristic, which allows thick sections to be manufactured without risk of premature gelation due to the heat of exothermic reaction. This low exotherm will also help to extend the life of mould tools.

PRIME™ 20LV has been used successfully for the single-operation moulding of components ranging from narrow carbon yacht masts, up to 80' yacht hulls and wind turbine blades. It achieves excellent mechanical and physical properties from a moderate (50°C) postcure, offering the finished laminate properties that lie between hand lamination and low-temperature cure prepreg processes.

The PRIME™ 20LV system is available with three hardeners, offering a range of working times and cure speeds. This enables the geltime of the resin to be more closely matched to the required infusion time for any particular size of moulded part.

Extensive tests at SP have shown that PRIME™ 20LV with Slow and Extra Slow Hardeners provide an excellent bond to vinylester resins. This permits production boat builders to use existing polyester gelcoat products with high performance epoxy infusion systems. This delivers significant benefits to the production boat builder, in terms of improved durability and performance of hulls/decks whilst retaining the high gloss and ease of gelcoat repair associated with polyester systems.

For further advice and comprehensive processing notes please contact Marine Technical Support.

<b>Table 1. Component Properties</b>				
	LV Resin	Hardener		
		Fast	Slow	Extra Slow
Mix Ratio by Weight	100	26	26	26
Mix Ratio by Volume	100	31.4	31.4	31.4
Viscosity @20°C (cP)	1010-1070	25-27	22-24	16-18
Viscosity @25°C (cP)	600-640	20-22	15-17	13-15
Viscosity @30°C (cP)	390-410	16-18	12-14	10-12
Shelf Life (months)	12	12	12	12
Colour (Gardener)	1	7	Clear	1
Mixed Colour (Gardener)	-	3	1	1
Density (g/cm <sup>3</sup> )	1.123	0.983	0.936	0.931
Mixed Density	-	1.089	1.084	1.083
Hazard Category	Xi, N	C	C	C

### Mixing and Handling

PRIME™ 20LV resin must be mixed with PRIME™ 20 hardener in the following ratio:

<b>PRIME™ 20LV resin: Prime 20 hardener (fast, Slow or Extra Slow)</b>
100 : 26 (by weight)
100 : 31.4 (by volume)

The fast hardener is not usually used alone with the resin - although it can be used in this way, it is more often premixed with another PRIME™ 20 hardener to achieve shorter gel times than would otherwise be obtained with the use of Slow or Extra Slow hardener alone. The premixed hardener combination (Fast + Slow, or Fast + Extra Slow) is still mixed with resin at 100 : 26 by weight.

Accurate measurement and thorough mixing are essential when using this system, and any deviation from the prescribed mixing ratios will seriously degrade the physical properties of the cured system. The resin and hardener must be well stirred for two minutes or more, with particular attention being paid to the sides and bottom of the container. As soon as the material is mixed the reaction begins. This reaction produces heat (exothermic), which will in turn accelerate the reaction. If this mixed material is left in a confined mixing vessel the heat cannot disperse, and the reaction will become uncontrollable. See "Working Properties" for details

### Application

PRIME™ 20LV system is intended for use in any established resin infusion process. The information provided in the tables in this datasheet should allow the user to achieve a successful result with PRIME™ 20LV system. However, if further information is required, please contact Technical Services.

### Cure Schedule

To generate optimum mechanical properties for this system an elevated temperature cure is required. The recommended minimum cure schedule is 7 hours at 65°C or 16 hours at 50°C. Ambient temperature (15-25°C) cure of this system will not generate adequate properties and is therefore not recommended.

Parts can be 'pre-cured' in the mould at temperatures just above ambient (e.g. 35-45°C) to give the part sufficient strength and stiffness to allow earlier demoulding. Such parts should still be post cured at the minimum recommended time/temperature indicated above. Contact Technical Services for 'pre-cure' time/temperature recommendations.

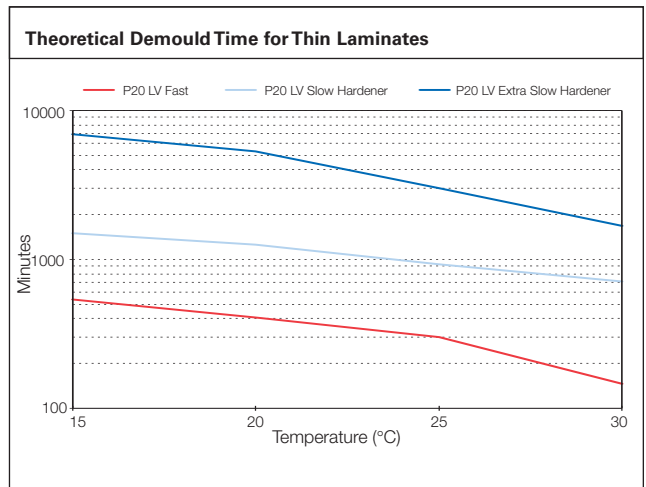
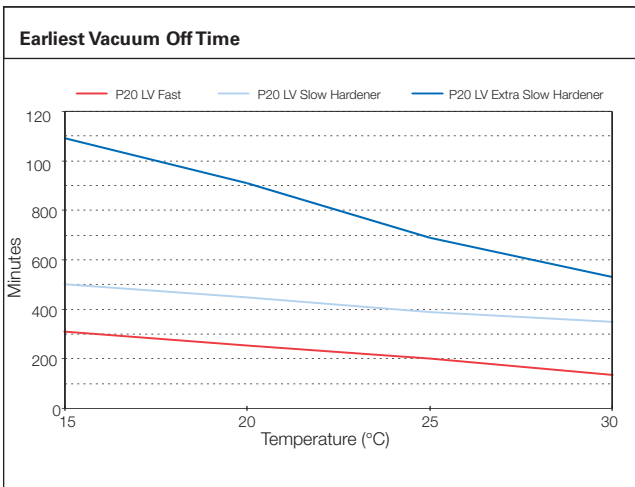
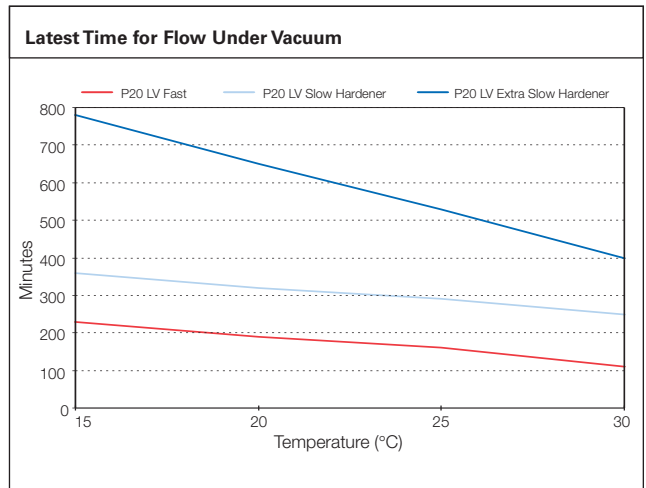
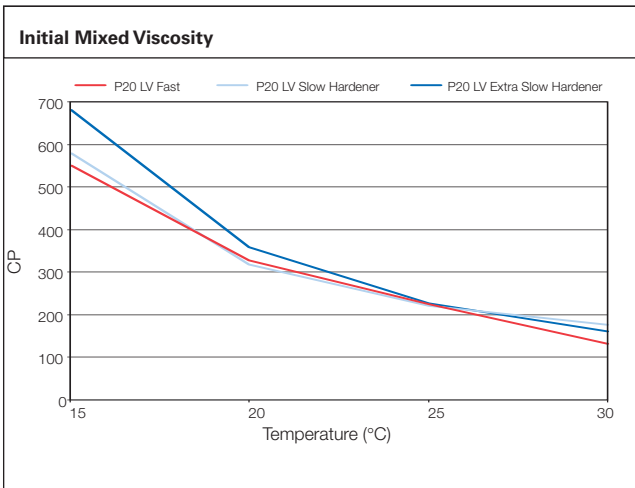
**Table 2. Working Properties**

	Fast Hardener				Slow Hardener				Extra Slow Hardener			
	15°C	20°C	25°C	30°C	15°C	20°C	25°C	30°C	15°C	20°C	25°C	30°C
<b>Initial Mixed Viscosity (cP)</b>	535-568	318-338	219-232	127-134	564-598	308-328	214-228	172-182	662-702	347-369	220-234	155-165
<b>Geltime – Tecam 150g in water (hr : min)</b>	1:30	1:09	0:30	0:17	6:20	5:00	3:20	2:20	13:30	10:20	8:00	6:15
<b>Pot life 500g in air (hr : min)</b>	0:35	0:28	0:23	0:16	1:30	1:15	1:00	0:45	7:55	6:00	4:05	2:10
<b>Latest flow under vacuum (theoretical, thin film, hr : min)</b>	3:50	3:10	2:40	1:50	6:00	5:20	4:50	4:10	13:00	10:50	8:50	6:40
<b>Earliest vacuum off time (theoretical thin film) (hr : min)</b>	5:10	4:15	3:20	2:15	8:20	7:30	6:30	5:50	18:10	15:10	11:30	8:50
<b>Demould time (hr : min)</b>	9:00	6:45	5:00	2:30	25:00*	21:00*	15:30*	11:50*	115:00*	88:00*	50:00*	28:00*

Notes: For an explanation of test methods used see 'Formulated Products Technical Characteristics', which can be found in the 'Intro to Form Prods'.pdf. This can be found in the Formulated product section on the website. [www.gurit.com](http://www.gurit.com)

All figures quoted are indicative of the properties of the product concerned. Some batch to batch variation may occur.

\*Demoulding components made with Slow or Extra Slow Hardener should only be carried out after the part has received an elevated temperature cure in the mould.



# Cured Properties

## Cured System Thermal Properties

The thermal properties of SP PRIME™ 20LV system, as determined by Differential Scanning Calorimeter (Mettler Toledo DSC821E), and Dynamic Mechanical Thermal Analysis (Rheodyne Thermal Analyser MkIII) are presented in Table 3.

Hardener used	Fast	Slow	Extra Slow
Cure Schedule	16hrs 50°C	16hrs 50°C	16hrs 50°C
Tg (DMTA - peak tan δ)	82.8	82.6	82.9
TgUlt (DMTA)	74-76	87-89	90-92
Tg1 (DMTA)	68-70	68-70	69-71
ΔH – DSC (J/g)	1.54	7.3	0.00
Estimated HDT	66.71	63-65	66-68

## Cured System Mechanical Properties (Matrix Properties)

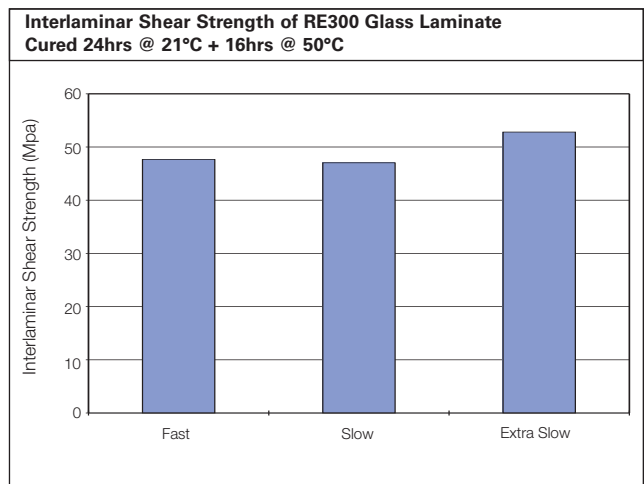
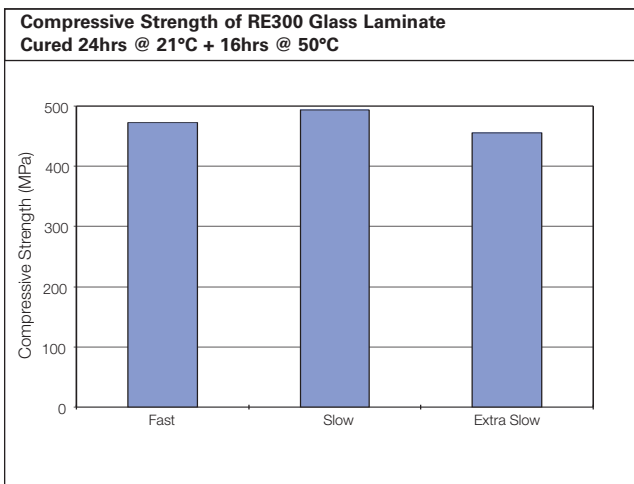
The mechanical properties of the matrix system are presented in Table 4.

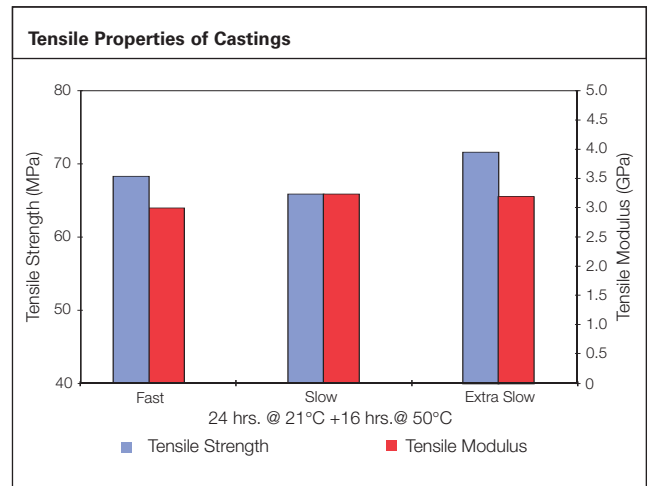
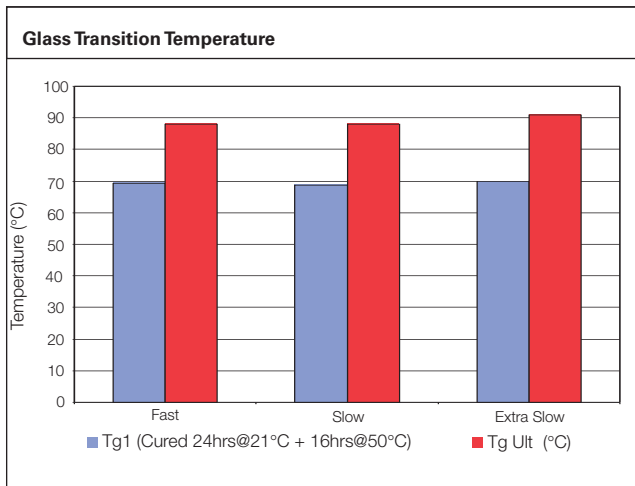
Hardener used	Fast	Slow	Extra Slow
Cure Schedule	16hrs 50°C	16hrs 50°C	16hrs 50°C
Tensile Strength (MPa)	68.6	66.0	71.7
Tensile Modulus (GPa)	2.97	3.28	3.30
Strain to failure (%)	4.9	3.2	5.3
Moisture Absorption (%)	tba	tba	tba
Cured density (g/cm <sup>3</sup> )	1.153	1.144	1.132
Linear Shrinkage (%)	1.830	1.765	1.541
Barcol Hardness	21	27	25

## Cured Laminate Properties

The cured laminate properties are presented in Table 5. The laminate is constructed using RE301 8 harness satin weave glass and PRIME™ 20LV/Extra-Slow.

Hardener used	Fast	Slow	Extra Slow
Cure Schedule	16hrs 50°C	16hrs 50°C	16hrs 50°C
Compr. Strength (MPa)	473	492	456
ILSS (MPa)	47.6	47.0	52.8
ILSS wet retention (%)	tba	tba	85





## Health and Safety

### PRIME™ 20LV system

PRIME™ 20LV resin and hardeners have been designed for use in entirely closed-mould processes. This includes the mixing phase, which should only be carried out by automated mixing machines. It is not suitable for open-mould processing and strict adherence to the health and safety procedures stated in the product MSDSs is essential.

Users should ensure that some elevated temperature-cure is applied to the component before trying to machine it. In a component made from PRIME™ 20LV which has seen no heat, there will be only a partial cure. Therefore the sanding dust will be more irritating than dust from a laminate cured at elevated temperature, in which there will be more thorough cross linking.

SP produces a separate full Material Safety Data Sheet (MSDS) for each component of this system. Please ensure that you have the correct MSDS to hand for the materials you are using before commencing work. A more detailed guide for the safe use of SP resin systems is also available from SP, and can be found on our website at [www.gurit.com](http://www.gurit.com)

Any accidental spillage should be soaked up with sand, sawdust, cotton waste or any other absorbent material. The area should then be washed clean (see appropriate Material Safety Data Sheet).

### Applicable Risk & Safety Phrases

Resin	Fast Hardener
R 36/38, 43, 51/53	R 21/22, 34, 43
S 23, 24, 26, 28, 37/39, 57	S 20, 26, 28, 36/37/39, 45
	Slow Hardener
	R 21/22, 34, 43, 52/53
	S 20, 26, 28, 36/37/39, 45, 61
	Extra Slow Hardener
	R 21/22, 34, 43, 52/53
	S 20, 26, 28, 36/37/39, 45, 61

## General Health and Safety Points

The following points must be considered:

1. Skin contact must be avoided by wearing protective gloves. SP recommends the use of disposable nitrile gloves for most applications. The use of barrier creams is not recommended, but to preserve skin condition a moisturising cream should be used after washing.
2. Overalls or other protective clothing should be worn when mixing, laminating or sanding. Contaminated work clothes should be thoroughly cleaned before re-use.
3. Eye protection should be worn if there is a risk of resin, hardener, solvent or dust entering the eyes. If this occurs flush the eye with water for 15 minutes, holding the eyelid open, and seek medical attention.
4. Ensure adequate ventilation in work areas. Respiratory protection should be worn if there is insufficient ventilation. Solvent vapours should not be inhaled as they can cause dizziness, headaches, loss of consciousness and can have long term health effects.
5. If the skin becomes contaminated, then the area must be immediately cleansed. The use of resin-removing cleansers is recommended. To finish, wash with soap and warm water. The use of solvents on the skin to remove resins etc must be avoided.

Washing should be part of routine practice:

- before eating or drinking \_\_\_\_\_
- before smoking \_\_\_\_\_
- before using the lavatory \_\_\_\_\_
- after finishing work \_\_\_\_\_

6. The inhalation of sanding dust should be avoided and if it settles on the skin then it should be washed off. After more extensive sanding operations a shower/bath and hair wash is advised.



## Transport & Storage

The system should be kept in securely closed containers during transport and storage. Storage should be in a dry place out of direct sunlight. The temperature should be between 18°C and 25°C. Containers should be firmly closed. The hardeners, in particular, will suffer serious degradation if left exposed to air.

## Shelf Life

Adequate long-term storage conditions for both materials will result in a shelf life of two years for both the resin and hardeners.

## Notice

SP is a technology brand of Gurit AG (the company). All advice, instruction or recommendation is given in good faith but the Company only warrants that advice in writing is given with reasonable skill and care. No further duty or responsibility is accepted by the Company. All advice is given subject to the terms and conditions of sale (the Conditions) which are available on request from the Company or may be viewed at the Company's Website: [www.gurit.com/termsandconditions\\_en.html](http://www.gurit.com/termsandconditions_en.html).

The Company strongly recommends that Customers make test panels and conduct appropriate testing of any goods or materials supplied by the Company to ensure that they are suitable for the Customer's planned application. Such testing should include testing under conditions as close as possible to those to which the final component may be subjected. The Company specifically excludes any warranty of fitness for purpose of the goods other than as set out in writing by the Company. The Company reserves the right to change specifications and prices without notice and Customers should satisfy themselves that information relied on by the Customer is that which is currently published by the Company on its website. Any queries may be addressed to the Technical Services Department.

Gurit are continuously reviewing and updating literature. Please ensure that you have the current version, by contacting Gurit Marketing Communications or your sales contact and quoting the revision number in the bottom right-hand corner of this page.

### **Gurit (UK) Ltd**

St Cross Business Park  
Newport, Isle of Wight  
United Kingdom PO30 5WU

**T** +44 (0) 1983 828 000  
**F** +44 (0) 1983 828 100  
**E** [marine@gurit.com](mailto:marine@gurit.com)  
**W** [www.gurit.com](http://www.gurit.com)

### **Gurit (Australia) Pty Ltd**

Unit 1A / 81 Bassett Street,  
Mona Vale, 2103 NSW,  
Australia

**T** +61 (0) 2 9979 7248  
**F** +61 (0) 2 9979 6378  
**E** [sales-au@gurit.com](mailto:sales-au@gurit.com)  
**W** [www.gurit.com](http://www.gurit.com)

### **Gurit (Canada) Inc**

175 rue Péladeau,  
Magog, (Québec)  
J1X 5G9, Canada

**T** +1 819 847 2182  
**F** +1 819 847 2572  
**E** [info-na@gurit.com](mailto:info-na@gurit.com)  
**W** [www.gurit.com](http://www.gurit.com)